







MATERIALS

Bernat® Softee® Chunky™ (100 g/3.5 oz; 99 m/108 yds)

Sizes	XS/S	M	L	XL	2/3XL	4/5XL	
 Main Color (MC) Soft Taupe (28011)	4	5	5	6	6	7	balls
 Contrast A Dark Taupe (28013)	1	1	1	2	2	2	ball(s)
 Contrast B Natural (28008)	1	1	1	2	2	2	ball(s)
 Contrast C Rouge (28531)	1	1	1	2	2	2	ball(s)

Set of 4 sizes 6.5 mm (U.S. 10½) and 8 mm (U.S. 11) double-pointed knitting needles. Size 8 mm (U.S. 11) circular knitting needle 29" [73.5 cm] long **or size needed to obtain gauge**. Stitch marker.

GAUGE

11 sts and 14 rows = 4" [10 cm] with larger needles in stocking st.

ABBREVIATIONS

www.bernat.com/abbreviations

Beg = Beginning	P = Purl
Cont = Continue(ity)	Pat = Pattern
K = Knit	Rep = Repeat
Inc = Increase(ing)	Rem = Remaining
M1 = Make 1 stitch by picking up horizontal loop lying before next stitch and knitting into back of loop	Rnd(s) = Round(s)
	RS = Right side
	St(s) = Stitch(es)



INSTRUCTIONS

The instructions are written for smallest size. If changes are necessary for larger sizes the instructions will be written thus (). Numbers for each size are shown in the same color throughout the pattern. When only one number is given in black, it applies to all sizes.

Stripe Pat

With A, work 2 rnds.
With B, work 2 rnds.
With C, work 2 rnds.
These 6 rnds form Stripe Pat.

Note: Pullover is worked from the neck down.

With MC and double-pointed needles, cast on **52 (56-56-60-60-64)** sts. Divide sts on 3 needles. Join in rnd, placing marker on first st.

1st rnd: *K2. P2. Rep from * around.
Rep last rnd of (K2. P2) ribbing for 2" [5 cm].

SIZES

To fit bust measurement

Extra-Small/Small	28-34" [71-86.5 cm]
Medium	36-38" [91.5-96.5 cm]
Large	40-42" [101.5-106.5 cm]
Extra-Large	44-46" [112-117 cm]
2/3 Extra-Large	48-54" [122-137 cm]
4/5 Extra-Large	56-62" [142-157.5 cm]

Finished bust

Extra-Small/Small	38" [96.5 cm]
Medium	42" [106.5 cm]
Large	46" [117 cm]
Extra-Large	50" [127 cm]
2/3 Extra-Large	58" [147.5 cm]
4/5 Extra-Large	66" [167.5 cm]



Change to larger double-pointed needles.

Size XS/S only: Next rnd: K13. M1. K24. M1. K15. 54 sts.

Sizes M and L only: Next rnd: K28. M1. Knit to end of rnd. 57 sts.

Size 4/5XL only: Next rnd: K16. M1. K32. Inc 1. K16. 66 sts.

All sizes: Knit 3 rnds even. **54 (57-57-60-60-66)** sts.

Beg working Stripe Pat and cont as follows:

Next rnd: *K3. M1. Rep from * around. **72 (76-76-80-80-88)** sts.

Next 3 rnds: Knit.

Next rnd: *K4. M1. Rep from * around. **90 (95-95-100-100-110)** sts.

Next 3 rnds: Knit.

Next rnd: *K5. M1. Rep from * around. **108 (114-114-120-120-132)** sts.

Next 3 rnds: Knit.

Next rnd: *K6. M1. Rep from * around. **126 (133-133-140-140-154)** sts.

Next 3 rnds: Knit.

Next rnd: *K7. M1. Rep from * around. **144 (152-152-160-160-176)** sts.

Next 3 rnds: Knit.

Next rnd: *K8. M1. Rep from * around. **162 (171-171-180-180-198)** sts.

Next 3 rnds: Knit.

Keeping cont of Stripe Pat, proceed as follows:

Size XS/S only: Next rnd: K17. M1. *K16. M1. Rep from * to last 17 sts. K17. M1. 172 sts.

Size M only: Next rnd: *K17. M1. Rep from * to last st. K1. 181 sts.

Next rnd: *K21. M1. Rep from * to last st. K1. 190 sts.

Size L only: Next rnd: *K9. M1. Rep from * around. 190 sts.

Next 3 rnds: Knit.

Next rnd: *K10. M1. Rep from * to last 10 sts. K10. 208 sts.

Sizes XL, 2/3XL and 4/5XL only: Next rnd: *K9. M1. Rep from * around. **(200-200-220)** sts.

Next 3 rnds: Knit.

Next rnd: *K10. M1. Rep from * around. **(220-220-242)** sts.

Size 2/3XL only: Next rnd: Knit.

Next rnd: *K11. M1. Rep from * around. 240 sts.

Next rnd: Knit.

Next rnd: *K12. M1. Rep from * around. 260 sts.

Size 4/5XL only: Next 2 rnds: Knit.

Next rnd: *K11. M1. Rep from * around. 264 sts.

Next 2 rnds: Knit.

Next rnd: *K12. M1. Rep from * around. 286 sts.

Next rnd: Knit.

Next rnd: K11. M1. *K24. M1. Rep from * to last 11 sts. K11. 298 sts.

All sizes: Knit **0 (2-2-1-1-1)** rnd(s) even. **172 (190-208-220-260-298)** sts.

Divide for Body:

*Cast off next **34 (37-38-41-50-58)** sts. K**52 (58-66-69-80-91)** sts. Rep from * once more. **104 (116-132-138-160-182)** Body sts.

With MC, knit even in rnds until work from divide measures **17 (17-17-18-18-18)" [43 (43-43-45.5-45.5-45.5) cm]**.

Next rnd: Knit, inc **0 (0-0-2-0-2)** sts evenly around. **104 (116-132-140-160-184)** sts.

Next rnd: *K2. P2. Rep from * around.

Rep last rnd of (K2. P2) ribbing 7 times more.

Cast off in ribbing.

